

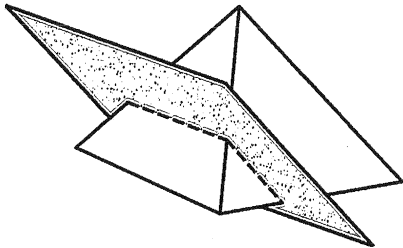
Cross Section Worksheet Form A

Name _____


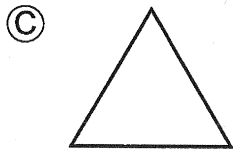
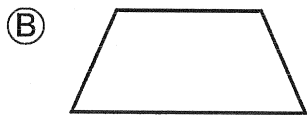
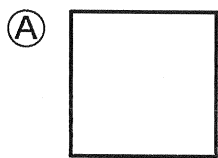
Date _____

Class/Grade _____

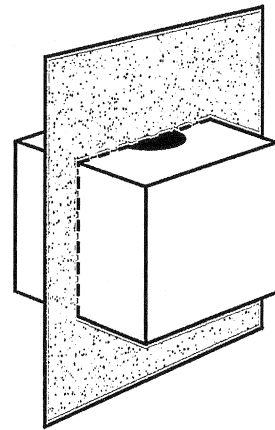
- 1 A square pyramid is cut along the shaded plane shown below.



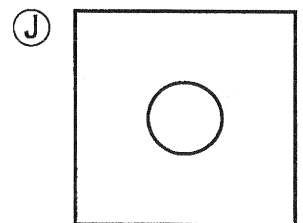

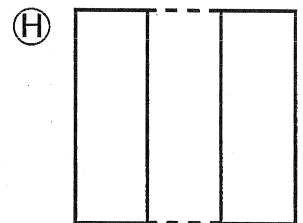
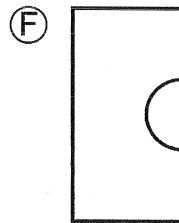
Which of the following is the cross-section of this solid?



- 2 A cube with a cylinder cut from its center is cut along the plane shown below.

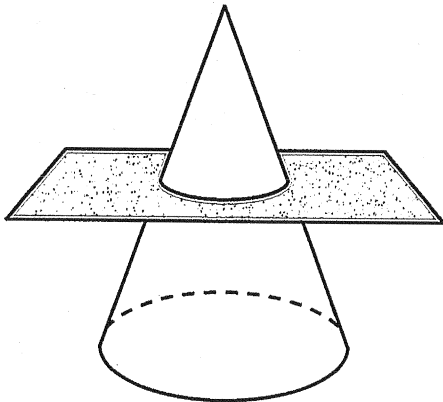


Which of the following is the cross-section of this solid?



Cross Section Worksheet Form A

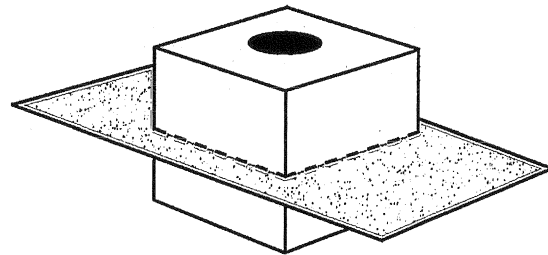
- 3 A cross-section is cut from the circular cone below.




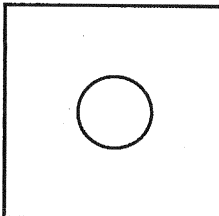
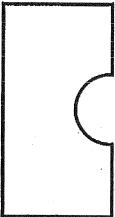

What is the shape of the cross-section?

- (A) Square
- (B) Semicircle
- (C) Triangle
- (D) Circle

- 4 A cube with a cylinder cut from its center is cut along the plane shown below.

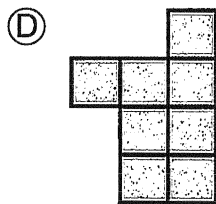
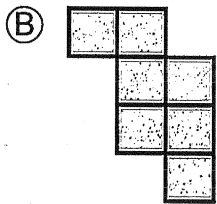
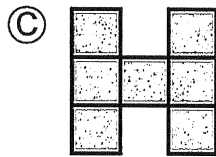
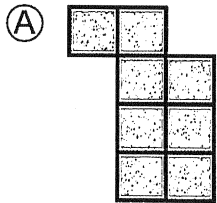
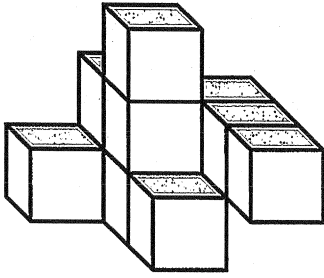


Which of the following is the cross-section of this solid?

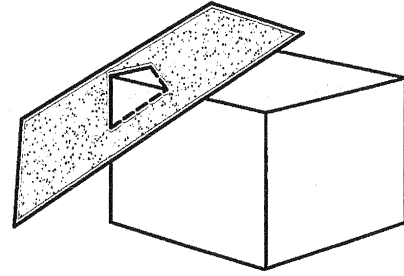
- (F) 
- (H) 
- (G) 
- (J) 

Cross Section Worksheet Form A

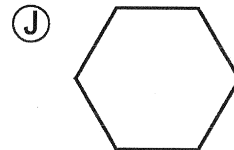
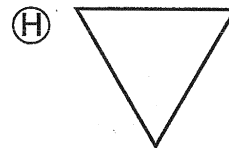
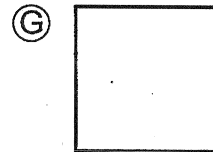

5 Which drawing represents the top view of this solid?



6 A rectangular prism is cut along the shaded plane shown below.

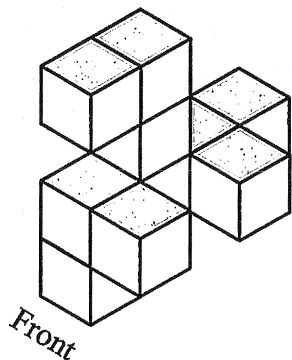


Which of the following is the cross-section of this solid?

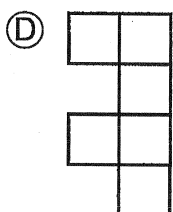
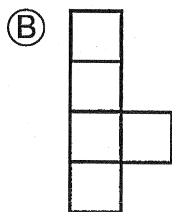
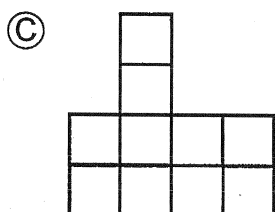
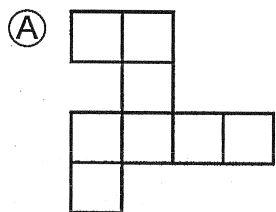


Cross Section Worksheet Form A

- 7 The three-dimensional figure shown is composed of 10 identical cubes.

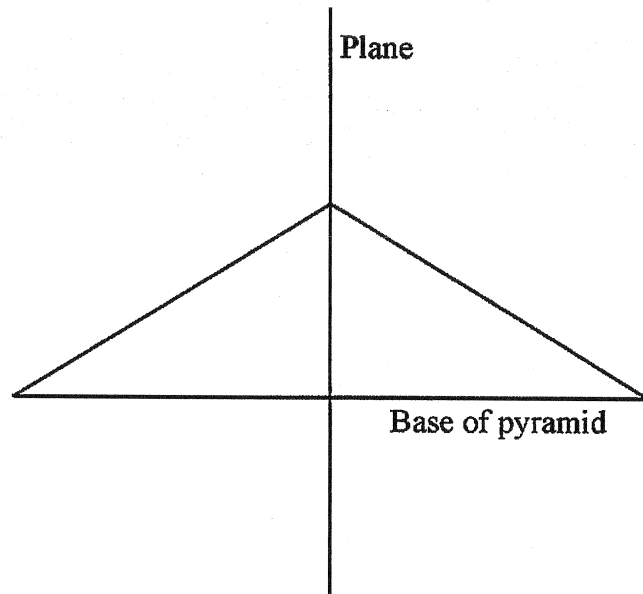


Which of the following could not represent a top, front, or side view of the figure?



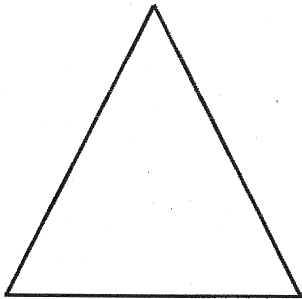
Cross Section Worksheet Form A

8 A side view of the intersection of a plane and a square pyramid is modeled below.




Which of the following best represents the shape formed by the intersection?

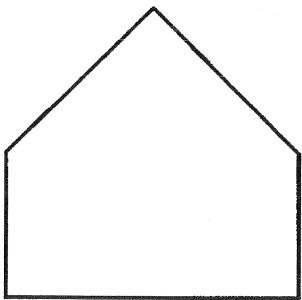
(F)




(H)



(G)

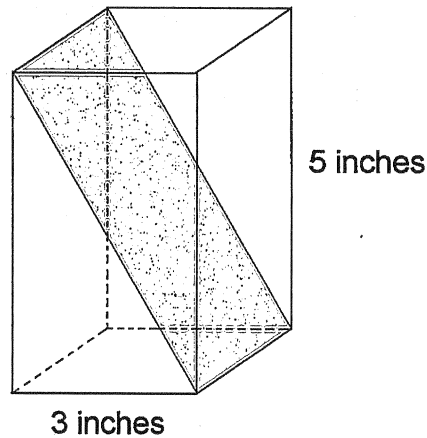


(J)



Cross Section Worksheet Form A

- 9 Andrew had a piece of foam in the shape of a rectangular prism as shown below. The base is a square with sides 3 inches long, and the piece is 5 inches tall. He cut the foam along the diagonal plane shown by the shaded area.

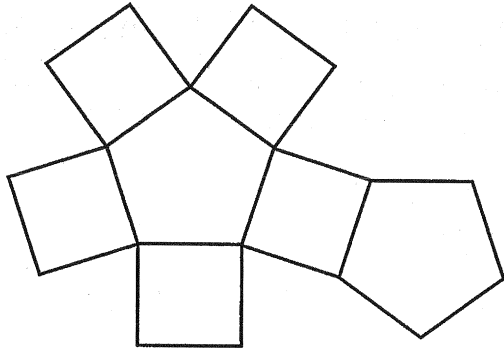


Which of the following is closest to the area of the shaded diagonal plane?

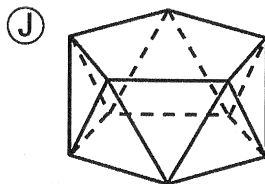
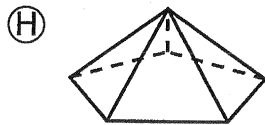
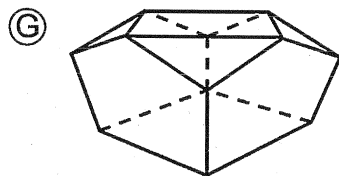
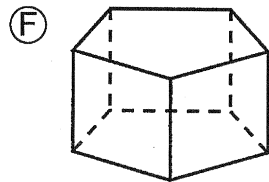
- (A) 19.3 square inches
- (B) 12 square inches
- (C) 15.8 square inches
- (D) 17.5 square inches

Cross Section Worksheet Form A

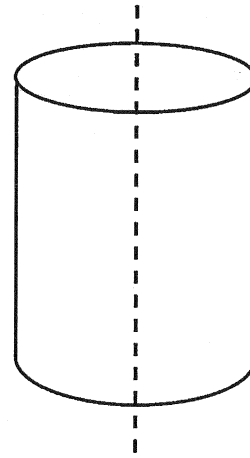
- 10** The net of a specific polyhedron is shown below.



Which polyhedron is represented by this net?



- 11** A cross-section is cut from the cylinder below.

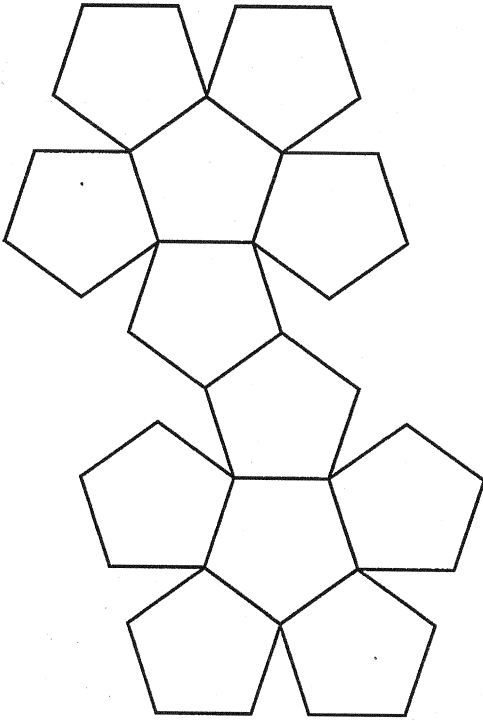


What is the shape of the cross-section?

- (A) Rectangle
- (B) Circle
- (C) Semicircle
- (D) Oval

Cross Section Worksheet Form A


- 12 Below is the net of a regular dodecahedron.



How many edges does a regular dodecahedron have?

- (F) 60
- (G) 24
- (H) 50
- (J) 30

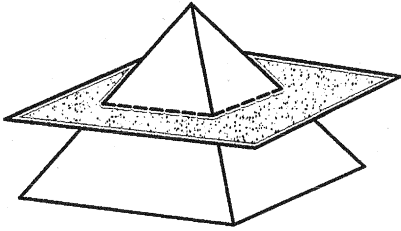
- 13 Which of the following is a cross-section of a sphere?



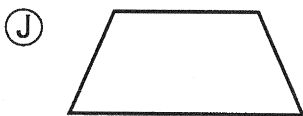
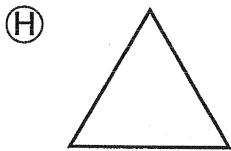
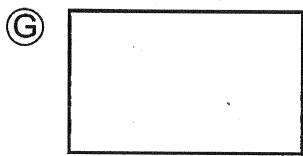
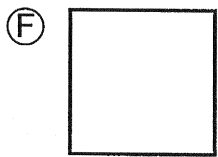
- (A) A circle.
- (B) A semicircle.
- (C) A square.
- (D) An ellipse.

Cross Section Worksheet Form A

- 14 A square pyramid is cut along the shaded plane shown below.

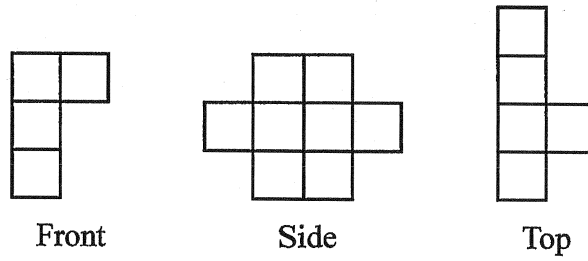


Which of the following is the cross-section of this solid?

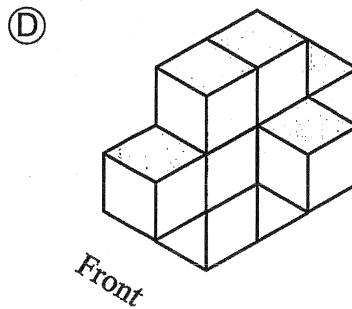
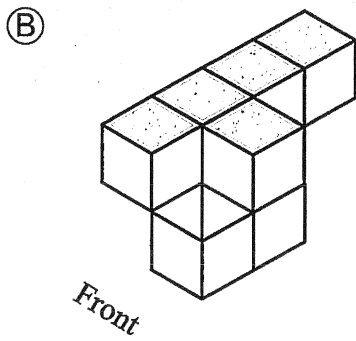
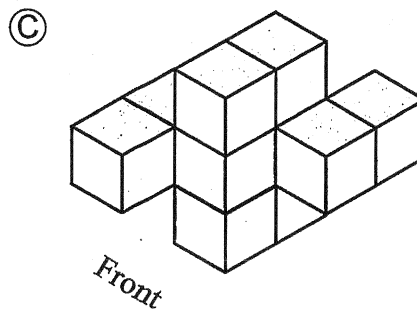
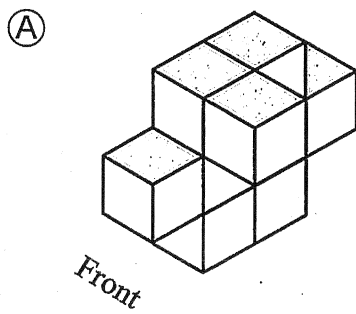


Cross Section Worksheet Form A

- 15 The front, side, and top views of a three-dimensional figure composed of 9 identical cubes are shown below.

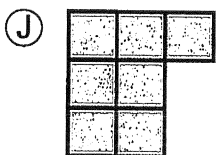
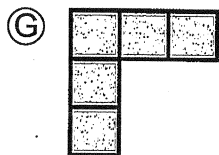
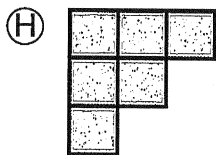
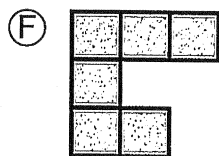
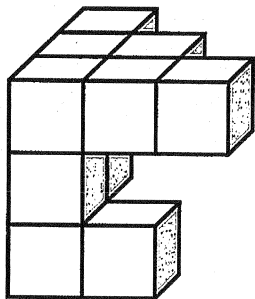


Which of the following could be the represented figure?

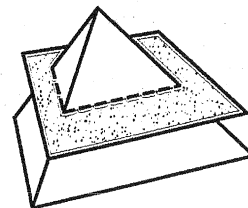


Cross Section Worksheet Form A

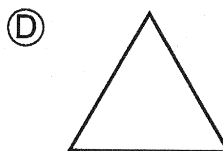
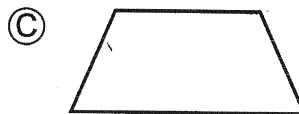

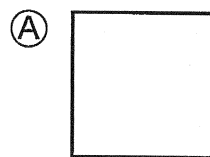
- 16** Which drawing represents the side view of this solid?



- 17** A triangular pyramid is cut along the shaded plane shown below.

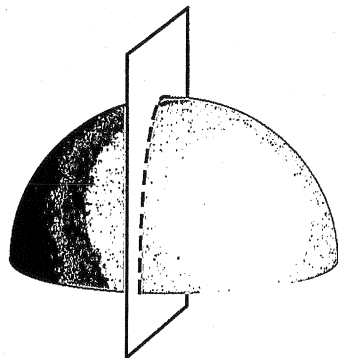


Which of the following is the cross-section of this solid?



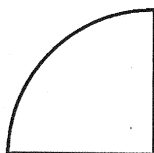
Cross Section Worksheet Form A

- 18 A hemisphere is cut along the plane shown below.




Which of the following is the cross-section of this solid?

(F)



(H)



(G)



(J)

